

Custom & OEM Mounts from ICWUSA



Outstanding designs, fast turnaround and exceptional support

Visit www.icwusa.com


1-800-558-4435



Nihon Kohden LifeScope G9 mobile monitor
UL180-BV-W3-A1-DB2NK

Computer workstation
UL180EV7-W3-KUB-A1

Mindray A7
Anesthesiology
Workstation



The Ultra 180 arm customized with a Drop Post supports a Nihon Kohden mobile monitor on a Mindray A7 Anesthesiology Workstation. A track-mounted Ultra 180 arm supports a computer workstation on the other side of the cart.

Made in USA means quality and high speed turnaround

- Flexible, on-site manufacturing means we can quickly customize an existing mount to fit your specific device.
- You can visit our facility.
- See a demonstration of your custom or OEM solution.
- Fly home the same day.

Outstanding customer support

- Experienced, knowledgeable, on-site staff will answer your questions.

Over 6,000 modular arm configurations

- World's largest variety of mounts.
- Our standard mounts have been modularly designed to integrate with each other and which fit most customer applications.
- ICW arms can be mounted to:
 - Walls
 - Wall Tracks
 - Desks
 - Ceilings
 - Poles
 - Floors

On-site design, engineering and manufacturing

- Designed, engineered, manufactured and assembled in Medford, Oregon, USA.
- Highest quality standards.
- The caliber of our mounts is unmatched by products made overseas.

ICWUSA icwusa.com

 **ADVANCED ARTICULATION · ERGONOMIC COMFORT**
· INDUSTRIAL GRADE · FULLY CUSTOMIZABLE · MADE IN THE USA

Our Service Commitment

- Technical and service support from dedicated product specialists with over 30 years experience.
- 100% U.S.-based customer service.
- Two hour response time on all inquiries.
- Parts shipped next business day.



On-site design and engineering team

Design and manufacturing in Medford, Oregon, USA



Elite 5220 arms with custom extension poles are mounted with computer workstations in a lab. The arms stow high against the wall to keep the corridor clear.


(Top) Elite 5221 Asymmetric mounted on an Armstrong medical supply cart. This allows the cart to be used for both supply distribution and charting. (Bottom) Tablet Mount on overbed table.

An Ultra 180 arm with A1 extension arm support a monitor and keyboard. This configuration was installed above a counter, taking advantage of unused wall space.

Mount custom and OEM products to any ICW arm



Ultra 180 & 182
The most versatile short arm in the world. Available in all our mounting options.



Elite
Effortless movement and maximum reach. Available in all our mounting options.



VT21
Low-profile, smooth vertical movement. Wall, rolling stand mounting options.



Ultra
Move components independently. Wall, track and desk mount options.



Titan
Strong and versatile. Available in all our mounting options.

The Ultra 180 and Ultra 182 arms are protected by U.S. Patent 9,243,743.

Design, create and test your mounting solution

Work directly with ICW's on-site engineers to develop your ideal mount

Durability you can depend on


- Our mounts are used extensively in healthcare, dental and manufacturing/industrial environments across the USA, Canada, Australia and Europe.
- We construct our mounts using heavy duty internal and external components for long life.
- ICW mounts are finished with tough powder coating that's easy to clean and resistant to chemicals.



An Armstrong Smart Cart mounted with an Ultra 180 arm and A1 extension arm. This configuration provides a compact solution that combines the tasks of supply distribution and charting in one unit. Shown in the stowed position.

We'll engineer a fully custom mount to meet your unique challenges

- **When you have a specialized device mounting challenge,** ICW will work with you to create a solution that's effective and easy to use.
- **Our in-house design, engineering and manufacturing** enable us to produce custom mounts for any device.



ICW has a wide selection of medical device mounts that fit most devices including Nihon Kohden, Welch Allyn, GE, and Philips. We excel in designing custom device brackets. Mounts available with optional handles and cable hooks.

Get the mounting solution you need, when you need it

- **You won't have to send your work order overseas and wait two weeks for an answer.**
- ICW mounting solutions are designed, engineered, manufactured and assembled in our Medford, Oregon facility to the highest quality standards.



VT21 Low Profile mounted into a cabinet. Shown in the stowed position. Stowed depth 4" (10 cm), extended depth 17" (43 cm). The WorkSurface Tray provides a generous surface area for tasks. The VT21 series is available in three models: VT21, VTLP and VTTM.

Powder Coat Colors

Match or complement your decor with our selection of three standard or 11 premium custom colors*.

Standard Colors



Custom Colors



ICW's **White** and **Black** finishes are writable with dry erase markers.

* Color swatches are not an exact match due to variations in printing. Please ask your ICW representative for a paint chip sample.



Overhead arm with 77" (196 cm) of reach and exceptional range of motion.



(Above left) VT21 workstation mounted in a corridor. (Above right) VTTM Tandem Arm mounted on a track. Arms are extended showing the Mini PC mounted on the back of the unit.

Limited cabinet space required a creative solution

Customized arms for Centura Health solved a difficult mounting situation



Above the shelf, an Inverted Ultra 180 with two AS1 extensions hold the monitor and a Mini-PC. Below the shelf at the rear of the cabinet, a second Inverted Ultra 180 with one AS1 extension hold the keyboard tray.

CHALLENGE: Install a monitor and keyboard into a small cabinet.

- The monitor needed to have vertical movement and horizontal reach, and stow compactly.
- For the keyboard, very small cabinet dimensions required a compact mounting arm that could stow completely inside the cabinet, yet reach beyond the cabinet face.
- The high location of the mounting shelf required an arm that could adjust downward to provide proper ergonomics for the keyboard.

ICW's CUSTOM SOLUTION

After defining the objectives, a customized solution was created using ICW's modular components. These components provided a compact solution with the essential horizontal and vertical adjustability in addition to reach.

- The monitor was mounted above the shelf using an Inverted Ultra 180 and two AS1 extensions. This configuration enabled the monitor to be pulled out when needed, raised, lowered and rotated as desired, then stowed compactly inside the cabinet.
- The keyboard was mounted below the shelf with an Inverted Ultra 180 and one AS1 extension. This configuration provided reach, horizontal rotation and 16" of vertical adjustment, creating the desired ergonomics for users of the keyboard tray. When not in use the keyboard tray stowed completely inside the cabinet.

Visit our facility in Medford, Oregon USA

Watch a video tour of our plant at www.icwusa.com



Kingsley Building: Engineering and Manufacturing, Administration, Information Technology



Grumman Building: Assembly and Shipping



1487 Kingsley Drive
Medford, Oregon USA 97504
www.icwusa.com

Call for information
Toll Free: 800-558-4435
Phone: 541-608-2824
Fax: 541-608-2797

For International sales call:
+01 (541) 608-2824
Office hours: 6 a.m. to 4 p.m.
Pacific Time



Watch our Range of Motion videos
<https://www.youtube.com/icwusa>

